

QUARTER 2 2023

HANGAR 1



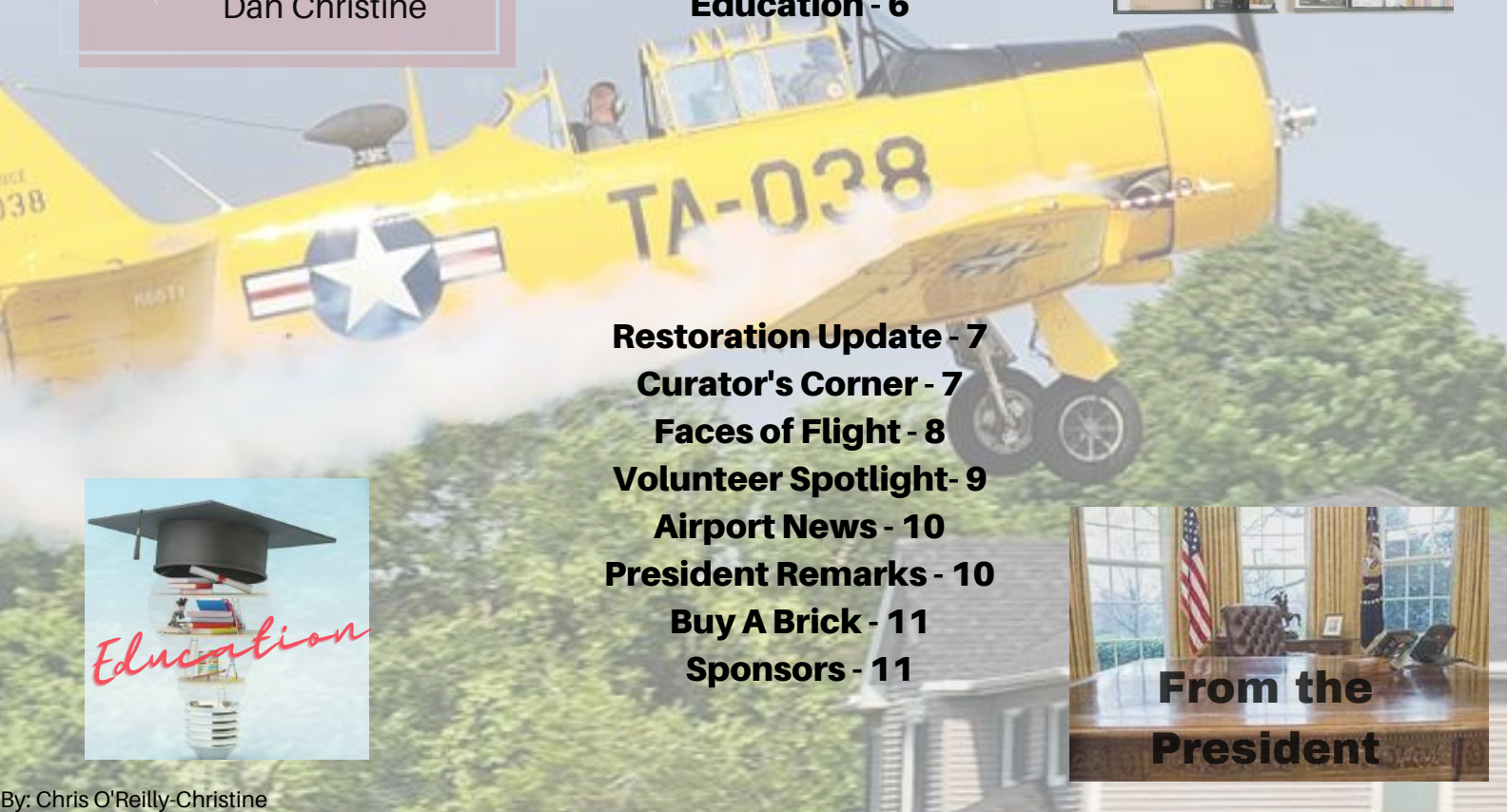
The official e-newsletter of the
Illinois Aviation Museum

Summer is here, that means parades, pedal planes and of course CAVALCADE! In this issue you will find what it takes to have a successful Cavalcade, what changes have been taking place around the museum, parade participation, volunteer opportunities and the regular content of Airport News, Curator's Corner, Education, Restoration, President Remarks, and Volunteer Spotlight.



VOLUNTEER SPOTLIGHT
Dan Christine

- Calendar of Events - 2**
- Cavalcade at a Glance - 3**
- Cavalcade on the Ground - 4**
- Featured Article - 5**
- Education - 6**



- Restoration Update - 7**
- Curator's Corner - 7**
- Faces of Flight - 8**
- Volunteer Spotlight - 9**
- Airport News - 10**
- President Remarks - 10**
- Buy A Brick - 11**
- Sponsors - 11**



By: Chris O'Reilly-Christine




Volunteer Opportunities

Hello all,

We have 5 events for Ground Bound and we need your help.

4th of July, Bolingbrook iFest, Taste of Bolingbrook, Pakistan Event, and Pathways Parade, details below.



3rd Quarter Calendar of Events

July 4th - Independence Day! at BB Golf Club - Volunteer

July 8 - Young Eagles [register](#) July 5th

July 15 - Bolingbrook iFest - Volunteer

July 20 - FFAST Seminar - AirVenture NOTAM

Aug. 12 - Young Eagles, [register](#) Aug. 9th

Aug. 12 - Taste of Bolingbrook - volunteer

August 17 - FFAST Seminar - TBA

TBD Pakistan Event - Volunteer

September 4th - Labor Day

Sep. 9 - Young Eagles, [register](#) Sep. 6th

Sep. 10 - Pathways Parade - Volunteer

September 21 - FFAST Seminar - TBA

July 24-30 - AirVenture OshKosh

IAM Board Meeting First Wednesday of every month @ 6:30pm

Museum Hours Saturday and Sunday 10am - 2pm

visit our [calendar](#) for more info.

Cavalcade at a Glance

Photos courtesy of Robbie Culver and EAA 461



Meanwhile, on the ground



What Does It Take To Present Cavalcade?

Joe DePaulo, Clow Airport, Manager

So, after another highly successful Cavalcade of Planes event, I was asked "Joe; How do you do it? It can't be that easy?" HA! Well it certainly is not and actually you would think it gets easier as the years go by but actually it's starting to become a bit more difficult. I'll explain later.

So, when do I begin planning each event? January each year I begin working on the fiscal year budget for the airport and then start estimating the Cavalcade budget. That is when I start sending out some Save-the-date e-mails to the Warbird community and any of the new airplane sales force (of which there are not many left or available as that market has changed over the years). Also, in January & February, I apply for the local beer license for the canteen, Insurance, Public works application for fencing, tents, tables chairs, signs, etc. I then start on my 3-page work sheet that I use to organize what needs to be done, what I have started, and what is completed. March is usually the first organizational meeting for volunteers.

Let me stop here to say; "if it wasn't for all the volunteers this would not be the success it has become, but as our volunteers age and if younger volunteers don't jump in this event could be in jeopardy". Some are starting to fill in, but this is where the planning becomes more difficult, volunteers, warbirds on display, new planes on display etc. many are aging out and adjusting the event to a changing economic and demographic world is challenging... but so far, we're doing it!

March is when applications for vendors go out, marketing of all kinds starts, Division of Aeronautics information is issued as needed, fly-by requests are sent out, and sponsorship requests go out. I now need to think about garbage, dumpsters, ordering beer, golf carts, radios, scaffold, and holding another status meeting in April. I also need to follow up with all the vendors answering any questions they may have. I need to set up discounts for hotel rooms as needed, and all the other items on my list!

May is the final wrap up meeting for all the loose ends. I then meet with Police & Fire to go through an Incident Action Plan. Just in case any such incident would ever happen (in today's world it's sad to say we have to be aware of such things.) I also meet with all the neighbor stores Lowes, Home Depot etc. and thank them for their cooperation as we end up using their parking lots.

Friday is the final set up day and then Saturday morning about 5:30 am starts the most nervous weekend of my year.... Safety meeting at 8am, will the weather cooperate, will the volunteers show up and will they be ok, will the people come, will they enjoy the event, will the airplanes show up, will the rides sell, will the vendors do ok, will there be enough food, etc. Will everything be safe? People all over, planes moving all over? Yikes! But it all works out. The Air advisories work, the police handle all the incoming attendees, the ground marshals and the CAP keep everyone safe and because of all the volunteers, the Museum, the EAA, all the airport personnel, and Village cooperation, the event goes on and is successful.

Monday is clean up for the next few days... UGH.

Respectfully living the dream;

Joe De Paulo , Clow Airport, Manager

Education

Aviation Merit Badge: On Saturday, May 13th, the Illinois Aviation Museum (IAM) and EAA 461 hosted a group of approximately 20 scouts from Troop 24 in Riverside, IL to assist in completing requirements for their Aviation merit badge. The day started with a tour of the museum, the "Annex" next door and the EAA 461 hangar before returning to the museum for their test.

The scouts were polite, respectful, and very interested to learn about aviation. After conversations with some of the parents, it was clear they learned a lot



Photo courtesy of F. Cukver

Museum Tours: Bill hosted two tour groups in June. These groups enjoyed the day spending time in the museum then lunch at Charlie's.




6/20 Alto Senior Living



6/21 Villa St. Benedict

Check the calendar for monthly FFAST presentations - open to the public



O'Connell Ballooning will be holding more seminars in the museum presenting history of ballooning and how balloons operate. They will also be offering tethered balloon rides. Register here if interested!

RESTORATION UPDATE



The restoration of the Pietenpol continues to move forward. Since the last update the aileron cables have been replaced where the "Piet" now has working ailerons. Currently the work being done is the replacement of rudder cables where the turnbuckles are being moved to a more accessible location, such as on the rudder horns. The instrument panels for both pilot and passenger cockpits have been built. The instruments will be installed in the next few weeks. The pitot/static system has been installed along with the pressure/static tubing. The work on the tailwheel has been completed where the tailwheel spring has been beefed up with some additional welding and bolts (thanks Jim) for a sturdier platform. The tailwheel cables, which were not present, have been installed and are ready to be hooked up to the tailwheel as soon as the rudder cables are fully connected to the rudder bar in the pilot's cockpit. The compass has been rebuilt and ready for installation with the instruments. As soon as the control system is complete it will be time to move onto the replacement of the wheels and tires and the installation of the brake discs/shoes, hydraulic master cylinder and brake handle which will be mounted on the control stick. Check in next quarter to see what has been done and how we keep moving forward to get this "Piet" in the air.

Curator's Corner:

We have a wonderful new interactive display, the Faces of Flight, come visit us and check it out.

Previously known as the PID - Pilot Interview Display



Rollout of New Display 'Faces of Flight'

This Project started with interviews of the 'faces' last year. Then came building the display and installing the electronics. June 16, we had a fundraising event to unveil our newest, most technological interactive exhibit to date.



The Faces of Flight
Friday, June 16, 2023



VOLUNTEER SPOTLIGHT DAN CHRISTINE



How long have you been a part of IAM?

I have been part of IAM for nearly 20 years. I became part of the museum when we opened our doors in 2004. In fact, I built an airworthy 7/8 scale Nieuport 11 WWI replica between 2001 and 2003 and after retiring the Nieuport it became the first aircraft donation to IAM in 2004. It still presently resides in the museum.

Why do you like volunteering at IAM? IAM has become an integral part of my life. I became interested in building and flying replica WWI aircraft back in 2001 and IAM became a big part of that passion. Since I loved building and flying replica war birds such as the Nieuport 11 and a Fokker E.III, I was able to share my passion with others. That is why I like volunteering at IAM so I can share the passion of aviation history, building, and flying WWI aircraft with the next generation.

What are your responsibilities at the museum?

I have been on the board of directors at IAM for the about the past 15 years. All that time has been spent with the restoration committee where the committee restores existing aircraft, builds new aircraft and builds displays for artifacts. I have assisted in restoration of our Beech C-45, Jungster II, Link Trainer, and Nieuport 12. I built all the WWI historical dioramas that are enjoyed by the public, where they can learn the origins of the military aircraft we have today. I also led the Aero Builders Club between 2006 and 2008 where I managed a team of eight high school students and their Aviation Club mentor Chris O'Reilly-Christine where we built our airworthy Fokker E.III. I then flew four flights in that WWI replica in 2008.

Do you have any favorite memories at the museum?

There is no doubt my favorite memory of IAM was when I worked with the Aero Builders Club students building the Fokker E.III. Being able to share my passion of WWI aviation history and building aircraft with the next generation was incredible. The knowledge they gained of STEM while building that war bird will never be forgotten. I really like knowing that they also have that incredible story to tell for the rest of their lives about how they built an airworthy airplane that successfully flew in 2008.

What is your favorite aircraft, and why?

Of course, I'd have to say our Fokker E.III. When you take a crate of aircraft parts, hardware and materials and transform it into a flying WWI replica it naturally becomes an integral part of its creator. There will always be a bond between me and that war bird that was formed, especially when I conducted its first flight in October 2008. There are very few experiences in life that compare to building and flying your own aircraft.



Airport News

Joe D. has given an update regarding phase 3 & 4 of the North and South Apron Replacement - it is now out for a bid.

The Patio pavilion at Charlie's is in for a building permit, so stay tuned.

DID YOU KNOW?

Bolingbrook has made Fortune's list of the "50 Best Places to Live for Families" in the U.S.,

According to newly-released rankings, the suburb of around 75,000 residents came in at 48th out of 50 particularly due to its above-average rated public schools and amenities such as numerous woodlands, the state's only indoor-outdoor water park and the **Illinois Aviation Museum.**

Read "This Chicago suburb is among Fortune's 'Best Places to Live for Families'"

Story by Matt Stefanski of NBC Chicago•

From the Museum President

Hello friends and members of the Illinois aviation Museum, The Cavalcade of Planes has come and gone, and the museum had a blast giving rides in Ground Bound and on the Helowagon. We sold tons of merchandise, fed lots of volunteers and had a great weekend with over 28,000 in attendance. Two weeks later, we had a fundraising event to unveil our newest, most technological interactive exhibit to date called Faces of Flight. If you haven't stopped by and seen it yet, please come on by, it's quite impressive. You'll also notice some improvements at the museum: we've worked on repairing the floor, installed a projector mounted from the ceiling, repaired some of the walls, remodeled the bathrooms, and are preparing for a few more exhibits this year.

Summer is here and Ground Bound has a pretty full schedule. We have the Fourth of July celebration at the Bolingbrook golf course, followed by iFest behind village hall. Taste of Bolingbrook in mid-August followed by the Pakistan taste event, followed again in September with the Bolingbrook Pathways parade. Also, in August the Lions Club will be at Clow Airport with their bean bag tournament. So, we constantly have a need for volunteers, especially on the weekends and as we are completely funded by donations.

I'm here to tell you we need donations, so please enjoy the summer, swing by the museum say Hello, see some of the changes, see our newest exhibit and start volunteering.

Larry Greenwich
President, board of directors

THANK YOU

Sponsors

Directors

Governing Board

- Larry Greenwich - President
- Arzania 'Zook' Williams - Vice President
- Joe DePaulo - Treasurer
- Bill Anderson - Secretary
- Marti Barton
- Wayne Brazinski
- Chris Christine
- Dan Christine
- Bob Coon
- Jerry Czupryn
- Jim Gould
- Billy Hearth
- Ray Jakubiak
- Jan Lindsey
- Ed Meyer
- Advisory Board
- Bob Humphreys
- Kyle Mathers
- Bob McKenzie
- Corey Soderquist



See your logo or name here by sponsoring an artifact or project for 2023. For details click [here](#)

Purchase Commemorative Bricks

Bricks can be laid in the courtyard of Charlie's Restaurant, or you can give it as a gift.

Bricks of dedication or remembrance can be purchased on the Illinois Aviation Museum website [here](#).

ROBERT SMITH
PRIVATE PILOT
JAN 25, 2006

KEITH BARTON
1948 - 2017

JOE MAHAR SR
PRIVATE PILOT
1935 - 1988

You can help!

the museum operates solely through volunteers and donations, please consider donating your time or resources.

Donate your Plane

Finished flying? Donate your plane and get a tax write-off
Contact Joe [here](#)



Sponsor an upcoming project or adopt an artifact for a year!

Click [here](#) for more information.

Donate

